



**Delaware County &
Municipal Police/
Firefighters Pension Plan**

**Actuarial Valuation
as of June 30, 2015**

Produced by Cheiron

January 2016

TABLE OF CONTENTS

<i>Section</i>	<i>Page</i>
Letter of Transmittal	i
Foreword.....	ii
Section I – Board Summary	1
Section II – Assets	10
Section III – Liabilities	13
Section IV – Contributions	17
Section V – Accounting Statement Information.....	19
 <i>Appendices</i>	
Appendix A – Membership Information.....	24
Appendix B – Actuarial Assumptions and Methods.....	32
Appendix C – Summary of Plan Provisions	37

January 26, 2016

Board of Pension Trustees
State of Delaware
McArdle Building
860 Silver Lake Boulevard, Suite 1
Dover, Delaware 19904

Dear Members of the Board:

At your request, we have conducted the annual actuarial valuation of the Delaware County & Municipal Police/Firefighters Pension Plan (Plan) as of June 30, 2015. The results of this valuation are contained in this report. The purpose of the valuation is discussed in the Foreword.

This report contains information on plan assets and liabilities, as well as analyses combining asset and liability performance and projections. It also discloses employer contribution levels and required disclosures under the Governmental Accounting Standards Board (GASB) Statement No. 67.

In completing the valuation and preparing our report, we relied on information, some oral and some written, supplied by staff of the Office of Pensions. This information includes, but is not limited to, the plan provisions, employee data, and financial information. We performed an informal examination of the obvious characteristics of the data for reasonableness and consistency in accordance with Actuarial Standard of Practice No. 23.

The contribution results of this report are only applicable to the employer contributions for Fiscal Year (FY) 2017 and rely on future Plan experience conforming to the underlying assumptions. To the extent that actual plan experience deviates from the underlying assumptions, the results would vary accordingly.

To the best of our knowledge, this report and its contents have been prepared in accordance with generally recognized and accepted actuarial principles and practices that are consistent with the Code of Professional Conduct and applicable Actuarial Standards of Practice set out by the Actuarial Standards Board. Furthermore, as credentialed actuaries, we meet the Qualification Standards of the American Academy of Actuaries to render the opinions contained in this report. This report does not address any contractual or legal issues. We are not attorneys and our firm does not provide any legal services or advice.

This report was prepared for the Delaware County & Municipal Police/Firefighters Pension Plan for the purposes described herein and for the use by the Plan auditor in completing an audit related to the matters herein. Other users of this valuation report are not intended users as defined in the Actuarial Standards of Practice, and Cheiron assumes no duty or liability to any other user.

Sincerely,
Cheiron



Fiona E. Liston, FSA
Principal Consulting Actuary



Elizabeth Wiley, FSA, EA
Consulting Actuary

**DELAWARE COUNTY & MUNICIPAL POLICE/FIREFIGHTERS PENSION PLAN
ACTUARIAL VALUATION AS OF JUNE 30, 2015**

FOREWORD

Cheiron has performed the annual actuarial valuation of the Delaware County & Municipal Police/Firefighters Pension Plan (Plan) as of June 30, 2015. The purpose of this report is to:

- 1) **Measure and disclose**, as of the valuation date, the financial condition of the Plan;
- 2) **Indicate trends** in the financial condition of the Plan;
- 3) **Determine the contribution rate** to be paid by the participating employers for Fiscal Year (FY) 2017; and
- 4) **Provide** accounting statement information.

An actuarial valuation establishes and analyzes plan assets and liabilities on a consistent basis and traces the progress of both from one year to the next. It includes measurement of the plan's investment performance as well as an analysis of liability gains and losses.

Section I presents a summary containing our findings and disclosing important trends experienced by the Plan in recent years.

Section II contains details on various asset measures, together with pertinent performance measurements.

Section III shows similar information on liabilities, measured for actuarial, accounting, and governmental reporting purposes.

Section IV presents the FY 2017 actuarially determined contribution for participating employers.

Section V includes required disclosures under Governmental Accounting Standards Board (GASB) Statement No. 67 and items recommended by the Government Finance Officers Association (GFOA).

The appendices to this report contain a summary of the Plan's membership at the valuation date, a summary of the major provisions of the Plan, and a summary of the actuarial methods and assumptions used in the valuation.

The actuarial assumptions reflect our understanding of the likely future experience of the Plan, and the assumptions individually and as a whole represent our best estimate for the future experience of the Plan. The results of this report rely on future plan experience conforming to the underlying assumptions and methods outlined in this report. To the extent that the actual plan experience deviates from the underlying assumptions and methods, or there are any changes in plan provisions, the true cost of the Plan would vary from our results.

**DELAWARE COUNTY & MUNICIPAL POLICE/FIREFIGHTERS PENSION PLAN
ACTUARIAL VALUATION AS OF JUNE 30, 2015**

SECTION I – BOARD SUMMARY

General Comments

The actuarially determined contribution (ADC) decreased from 13.85% for FY 2016 to 13.77% for FY 2017.

During the year ended June 30, 2015, the Plan's assets earned 3.6% on a market value basis. However, due to the Plan's asset smoothing method, which recognizes only a portion of the investment gains and losses, the return on an actuarial value basis was 7.5%. This return was greater than the assumed investment rate of return of 7.2% for last year, resulting in an actuarial gain on investments of \$0.7 million.

The Plan experienced an actuarial loss on plan liabilities resulting from salary increases different from those assumed and members retiring, terminating, becoming disabled, and dying at rates different from the actuarial assumptions. The liability loss increased the actuarial liability by \$1.7 million. This type of gain or loss is normal in the course of plan experience, as we cannot predict exactly how people will behave.

The liability increased by \$0.3 million due to a Post-Retirement Increase. Please see Appendix C for a more complete description of this change.

This valuation report also contains information to be reported in the June 30, 2015 Comprehensive Annual Financial Report (CAFR) of the Delaware Public Employees' Retirement System (Delaware PERS) under GASB Statement No. 67 as well as additional disclosure information recommended by the Government Finance Officers Association (GFOA). The GASB disclosures are based on the use of updated procedures to roll forward the 2014 actuarial valuation liability results. The calculation of net pension liability in Section V is shown as disclosed for the plan year ending June 30, 2015, based on the 2014 actuarial valuation liability results. We also present a projection of the June 30, 2016 disclosure in Section V, assuming all actuarial assumptions are met over the coming year, which is based on the 2015 actuarial valuation liability results.

As of the June 30, 2015 actuarial valuation, the Plan reported a net surplus of \$0.7 million. This is a decrease from the \$2.2 million net surplus in the funding valuation for the prior year.

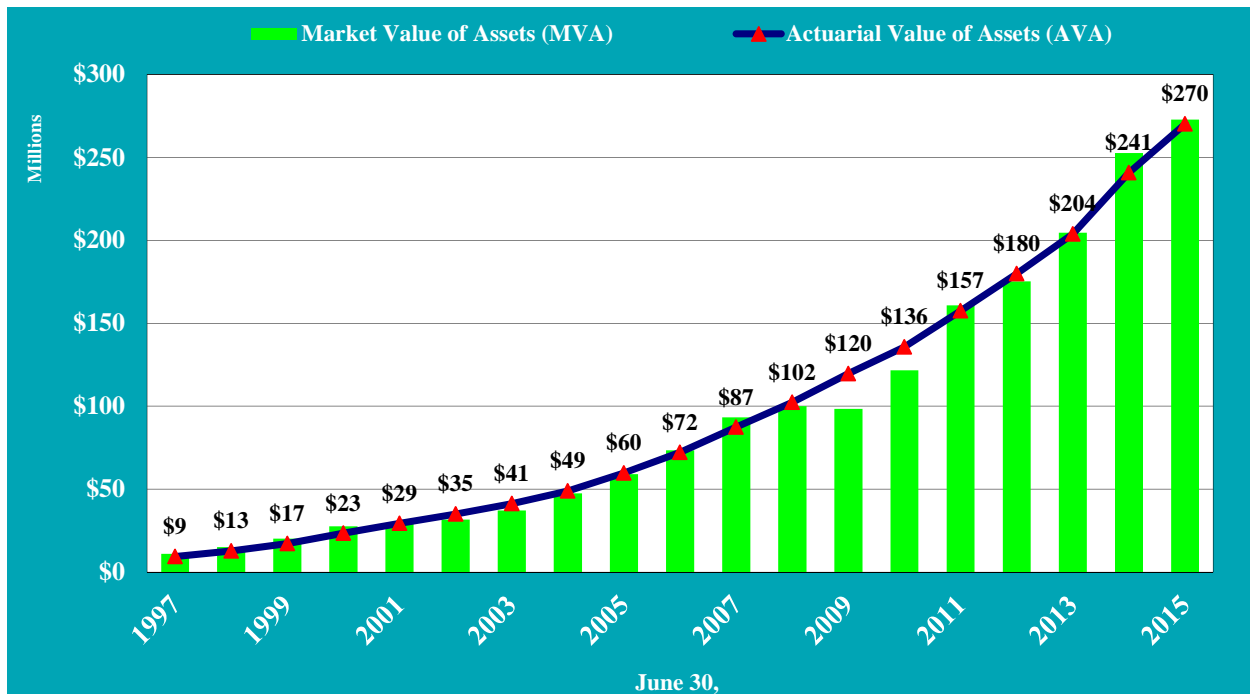
DELAWARE COUNTY & MUNICIPAL POLICE/FIREFIIGHTERS PENSION PLAN
ACTUARIAL VALUATION AS OF JUNE 30, 2015

SECTION I – BOARD SUMMARY

Trends

Growth in Assets

The graph below shows measurements of the Plan’s assets over the last 19 years based on both market values and actuarial values. The green bars represent the market value measurements, while the blue line shows the actuarial value measurements. The black numbers are the actuarial value of asset measurements as of the valuation date for each year, in millions of dollars.



The market value of assets (MVA) returned 3.6% over the last year. The determination of the Plan’s actuarial value of assets (AVA) for the current year reflects a portion of the return above the 7.2% assumed for the year and continued recognition of prior years’ gains and losses.

Over the period July 1, 1997 to June 30, 2015, the Plan’s assets returned approximately 8.5% per year measured on an actuarial value basis, compared to the current valuation assumption of 7.2%.

**DELAWARE COUNTY & MUNICIPAL POLICE/FIREFIIGHTERS PENSION PLAN
ACTUARIAL VALUATION AS OF JUNE 30, 2015**

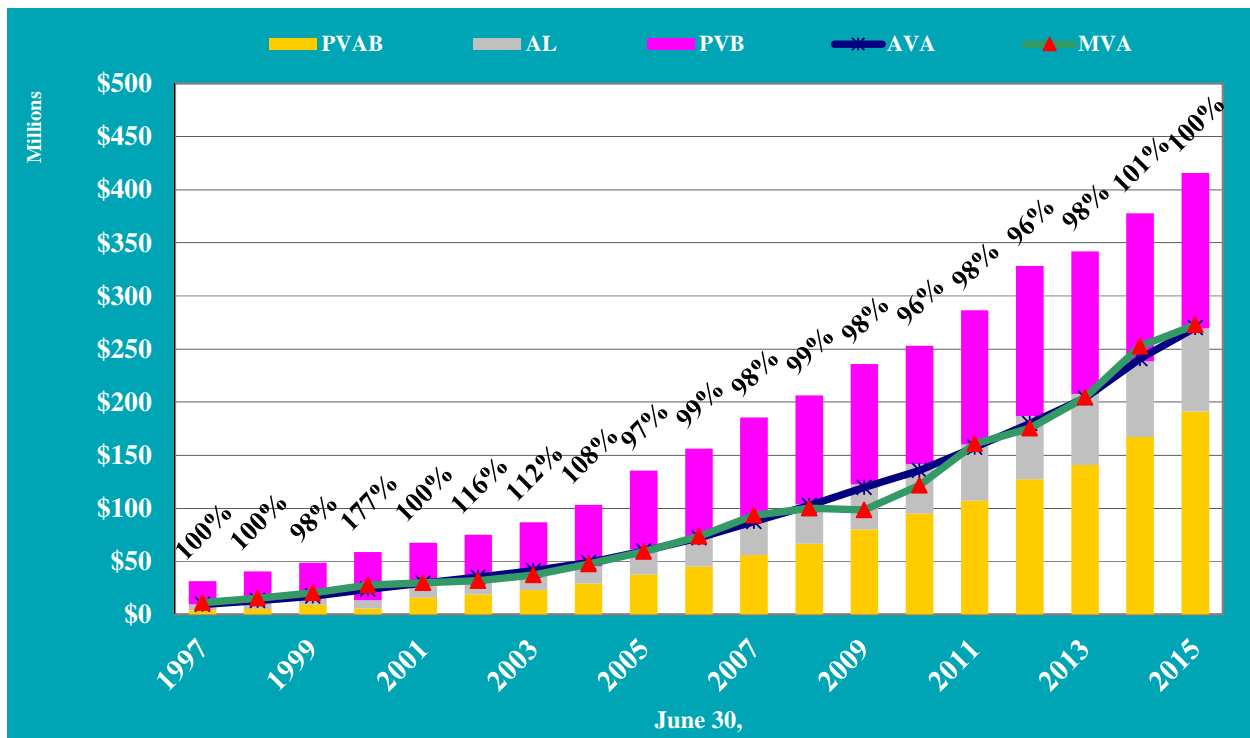
SECTION I – BOARD SUMMARY

Assets and Liabilities

The three colored bars below represent the three different measures of liability discussed in this report. The first measure is given by the yellow bars, the present value of accrued benefits (PVAB). The PVAB values represent the value of all benefits earned by current members through the valuation date. These values do not reflect any future additional service or salary increases for current members.

The second liability measure is the one currently used for the Plan’s funding target, the actuarial liability (AL). These target amounts are represented by the top of the gray bars. The funded ratios reported by the Plan are the percentages shown above the bars and are developed by comparing these target measurements of liability to the actuarial value of assets at each valuation date. This measurement is also the basis of the liability measure used in GASB 67.

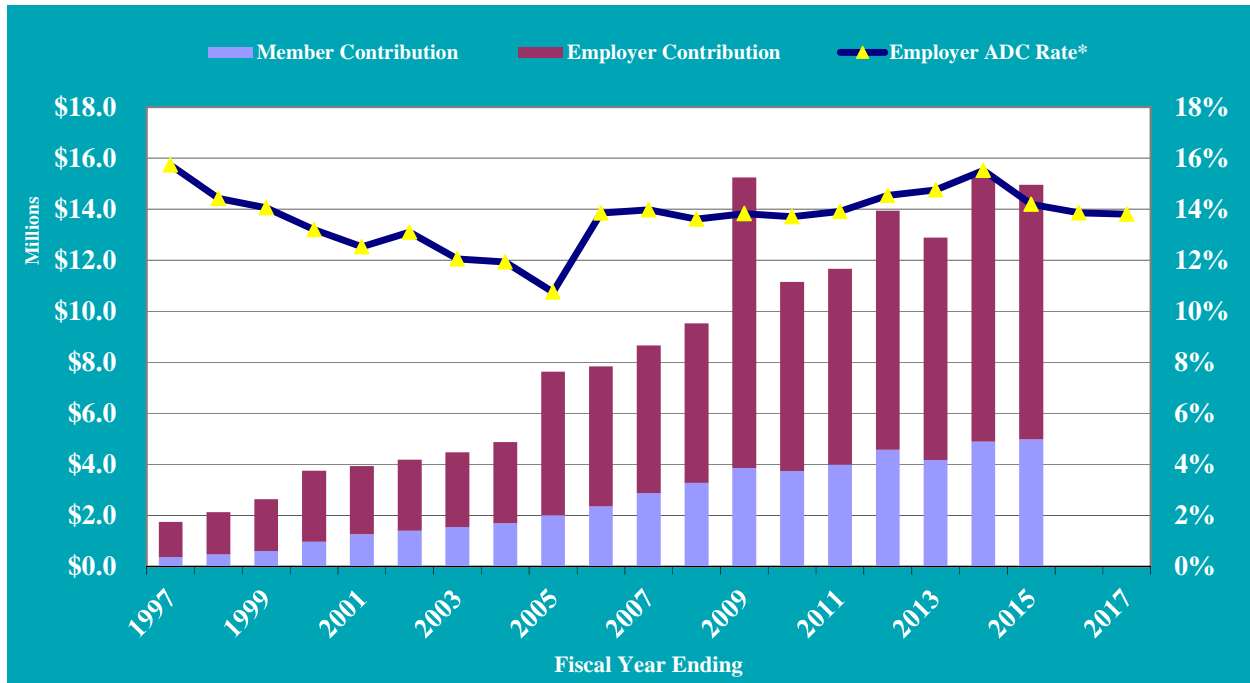
The amount represented by the top of the pink bars, the present value of future benefits (PVB), is the amount needed to provide all benefits for the current members and their beneficiaries, including reflection of assumed future service and pay increases. If the Plan had assets equal to the PVB as of a certain date, no additional contributions would, in theory, be needed for the current members if all assumptions were exactly met from that point forward.



**DELAWARE COUNTY & MUNICIPAL POLICE/FIREFIGHTERS PENSION PLAN
ACTUARIAL VALUATION AS OF JUNE 30, 2015**

SECTION I – BOARD SUMMARY

Contribution Rates



* Formerly known as Actuarially Required Contribution (ARC), GASB No. 67/68 redefined the term for calculated contributions to Actuarially Determined Contribution (ADC).

The stacked bars in the graph above show the contributions made by the participating employers and the members for each fiscal year, and are read using the left-hand scale. The blue line shows the employer ADC rate for each fiscal year as a percentage of payroll (right-hand scale).

The member contribution rate is set by State law, based on the Plan in which the member participates. The participating employer contribution rate is set by the actuarial process. Please note that there is a lag in the participating employer contribution rates shown. For example, the value shown for the Fiscal Year 2015 is the rate prepared by the June 30, 2013 valuation and implemented for the period July 1, 2014 to June 30, 2015.

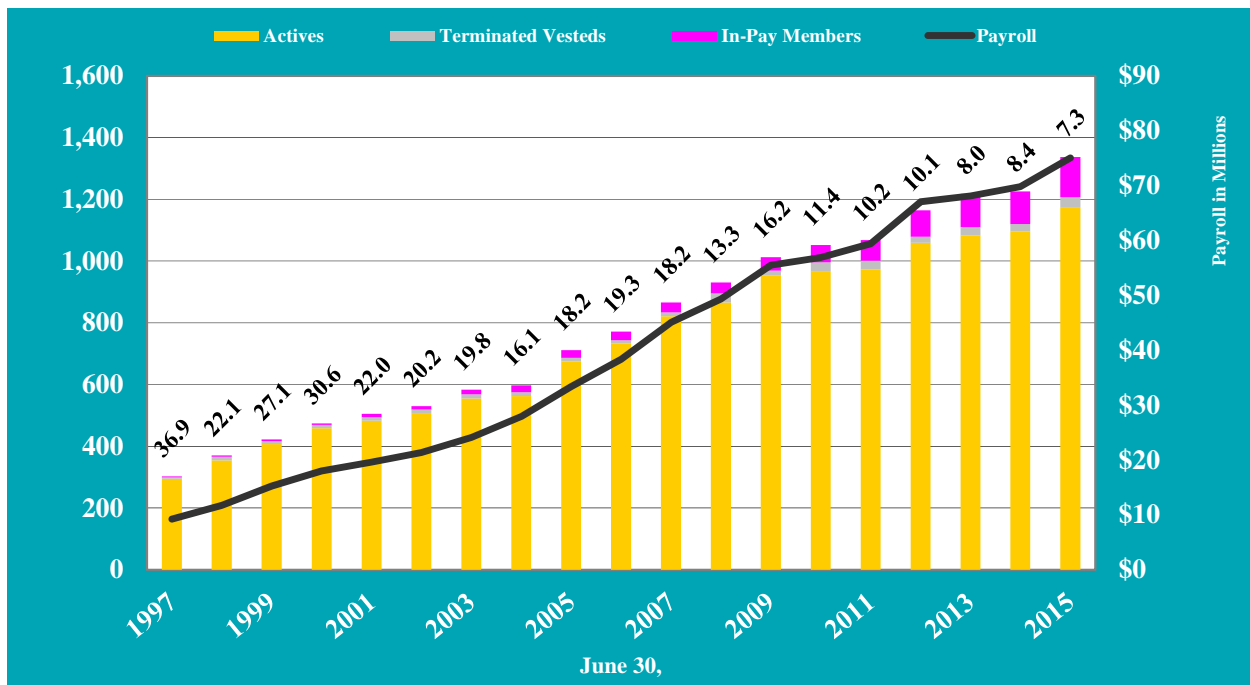
**DELAWARE COUNTY & MUNICIPAL POLICE/FIREFIIGHTERS PENSION PLAN
ACTUARIAL VALUATION AS OF JUNE 30, 2015**

SECTION I – BOARD SUMMARY

Participant Trends

The bars below show the number of members as of each valuation date, divided between active members, terminated vested members, and retirees/beneficiaries. These bars are read using the left-hand scale. Since this is a relatively young plan, there are still many more actives than there are retirees. However, as this fund continues to mature, this Plan will continue to show growth in the number of inactive members. The numbers that appear above each bar represent the ratio of active members to inactive members (retirees, beneficiaries, and terminated vested members) at each valuation date. The active-to-inactive ratio has decreased from 36.9 actives to each inactive in 1997 to 7.3 actives for each inactive in 2015.

The black line shows the covered payroll for the Plan as of each valuation date and is read using the right-hand scale.

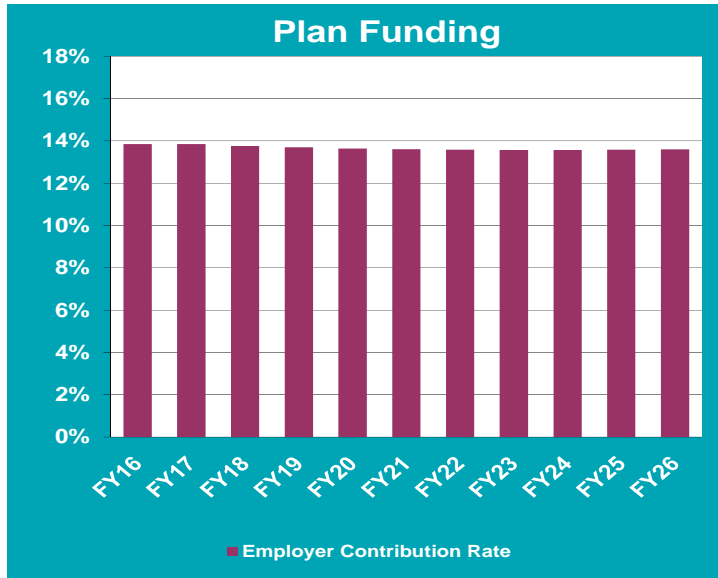


**DELAWARE COUNTY & MUNICIPAL POLICE/FIREFIIGHTERS PENSION PLAN
ACTUARIAL VALUATION AS OF JUNE 30, 2015**

SECTION I – BOARD SUMMARY

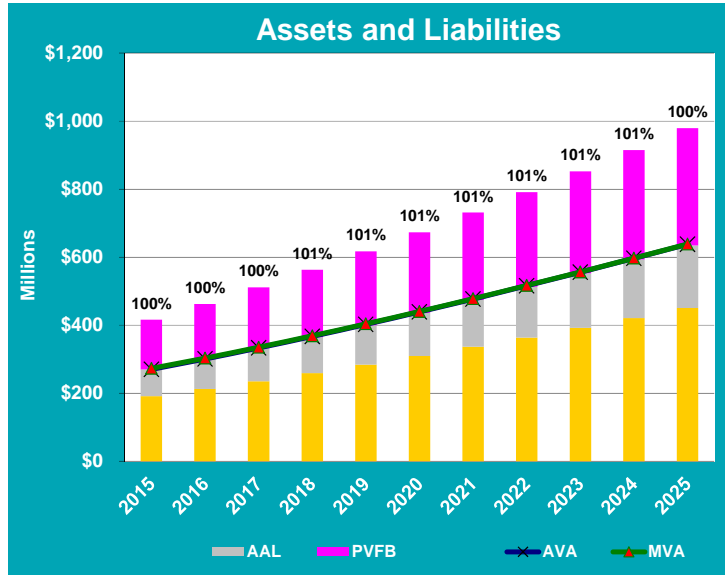
Future Outlook

Base Line Projections



These graphs show the expected progress of the Plan over the next ten years, assuming the Plan’s assets earn 7.2% on a *market value* basis and assuming all assumptions are exactly met, including that the ADC amounts are made in full. The chart entitled “Plan Funding” shows a decrease in the employer ADC rate from 13.77% in FY 2017, determined by the current valuation, to 13.60%, absent further gains or losses.

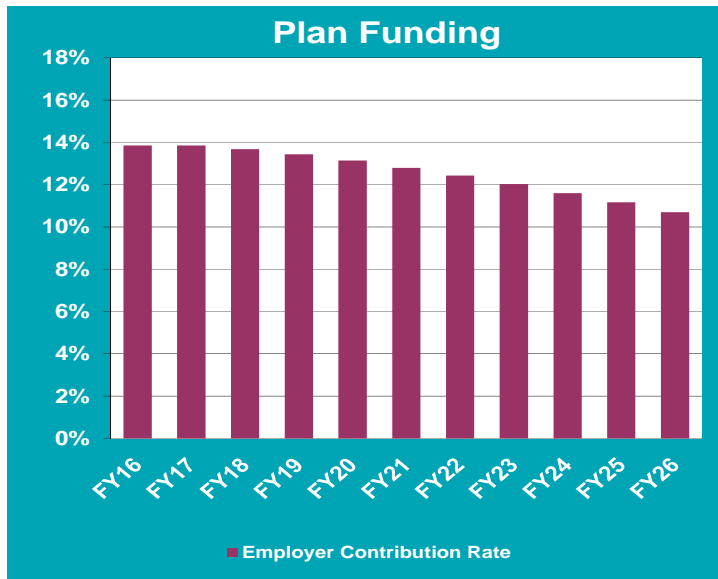
The “Assets and Liabilities” graph shows the projected funded ratios of the Plan over the next ten years. The Plan’s funded status is projected to remain fairly level over the projection period.



**DELAWARE COUNTY & MUNICIPAL POLICE/FIREFIIGHTERS PENSION PLAN
ACTUARIAL VALUATION AS OF JUNE 30, 2015**

SECTION I – BOARD SUMMARY

Projections with Asset Returns of 8.2%

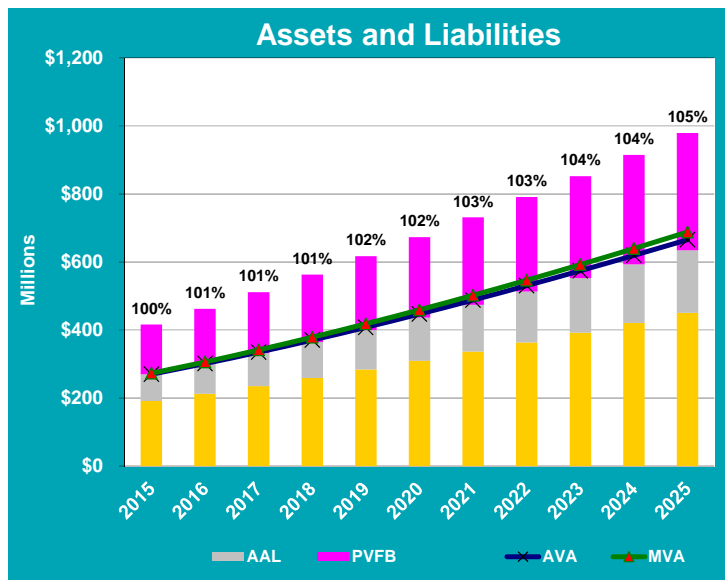


The Plan’s investment earnings will affect the future funding status of the Plan. These two graphs show what the next ten years would be expected to look like if the Plan’s investment performance is 8.2% each year, 1.0% higher than the valuation investment rate of return assumption.

These two graphs assume all other assumptions are exactly met, including participating employer contributions equal to the full actuarially determined amounts.

The “Plan Funding” graph shows that the employer ADC rate under this scenario decreases even more than the baseline scenario, dropping to approximately 10.70% of payroll at the end of the projected period.

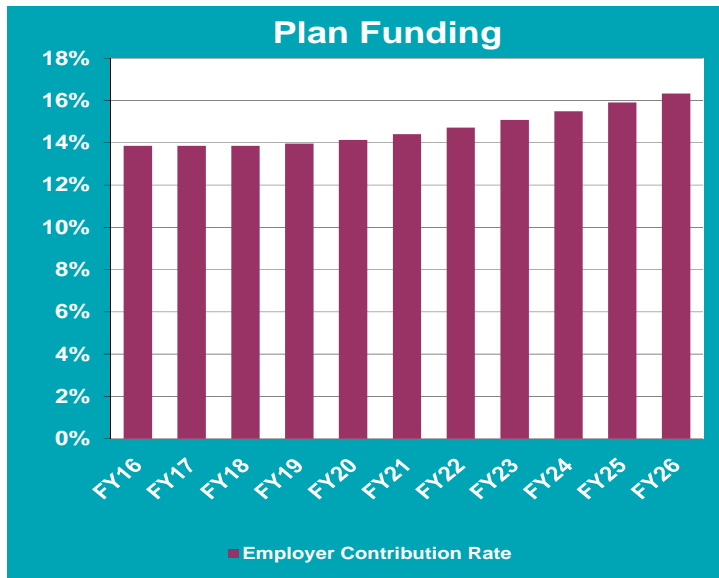
The “Assets and Liabilities” graph shows that the Plan would reach a 105% funded ratio by 2025 under this scenario, an improvement over the baseline scenario’s 100%.



**DELAWARE COUNTY & MUNICIPAL POLICE/FIREFIIGHTERS PENSION PLAN
ACTUARIAL VALUATION AS OF JUNE 30, 2015**

SECTION I – BOARD SUMMARY

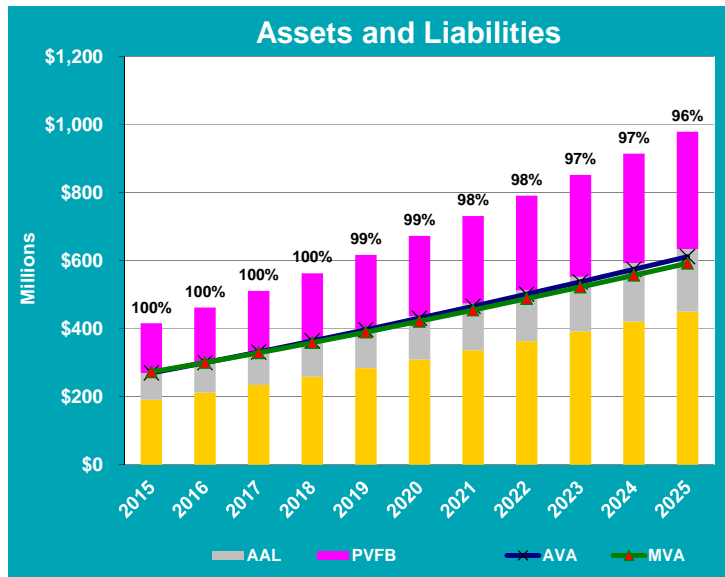
Projections with Asset Returns of 6.2%



The graphs on this page show projections of the Plan’s funding status assuming the Plan’s investment performance is 6.2% each year of the projection, 1.0% lower than the valuation investment rate of return assumption. While the current remaining unrecognized gains would cushion the new annual losses for a period, eventually the new losses would result in the funded ratio dropping and the required contributions increasing compared to the baseline scenario. This effect demonstrates the importance of investment earnings on the Plan’s future funding needs.

Note that these projections assume all other assumptions are exactly met, including payment of participating employer contributions equal to the full actuarially determined contribution.

Under this scenario, the employer’s ADC rate increases to approximately 16.33% of payroll, compared to 13.60% in the baseline, and the funded ratio as of 2025 decreases to 96%, compared to 100% in the baseline scenario.



**DELAWARE COUNTY & MUNICIPAL POLICE/FIREFIGHTERS PENSION PLAN
ACTUARIAL VALUATION AS OF JUNE 30, 2015**

SECTION I – BOARD SUMMARY

**Table I-1
Summary of Principal Plan Results**

Valuation as of:	June 30, 2014	June 30, 2015	% Change
<u>Member Counts</u>			
Active Members	1,096	1,175	7.21%
Disabled Members	23	23	0.00%
Retirees and Beneficiaries	79	102	29.11%
Terminated Vested Members	24	32	33.33%
Terminated Non-Vested Members	4	5	25.00%
Total	1,226	1,337	9.05%
Covered Payroll of Active Members*	\$ 69,849,000	\$ 75,057,500	7.46%
Annual Benefit Payments for Retirees, Disabled Members, and Beneficiaries	\$ 3,235,700	\$ 4,074,500	25.92%
<u>Assets and Liabilities</u>			
Actuarial Liability (AL)	\$ 238,535,800	\$ 269,569,100	13.01%
Actuarial Value of Assets (AVA)	240,743,500	270,256,000	12.26%
Unfunded AL (UAL)	\$ (2,207,700)	\$ (686,900)	68.89%
Funded Ratio on AVA Basis (AVA/AL)	100.9%	100.3%	
Funded Ratio on MVA Basis (MVA/AL)	105.8%	101.3%	
Present Value of Accrued Benefits (PVAB)	\$ 166,945,400	\$ 191,217,200	14.54%
Market Value of Assets (MVA)	252,458,300	272,955,600	8.12%
Unfunded PVAB	\$ (85,512,900)	\$ (81,738,400)	4.41%
Accrued Benefit Funded Ratio	151.2%	142.7%	
<u>Employer Contribution Rate</u>			
	Fiscal Year 2016	Fiscal Year 2017	
Entry Age Normal Cost	14.03%	13.71%	
UAL Amortization Payment	(0.43%)	(0.19%)	
Administrative Expense	0.25%	0.25%	
Actuarially Determined Contribution (ADC)	13.85%	13.77%	

* Assumes one year of payroll increase projection, representing payroll beginning on each valuation date.

**DELAWARE COUNTY & MUNICIPAL POLICE/FIREFIGHTERS PENSION PLAN
ACTUARIAL VALUATION AS OF JUNE 30, 2015**

SECTION II – ASSETS

Pension plan assets play a key role in the financial operation of the plan and in the decisions that the Trustees may make with respect to future deployment of those assets. The level of assets, the allocation of assets among asset classes, and the methodology used to measure assets will likely affect benefit levels, employer actuarially determined contributions, and the ultimate security of members’ benefits.

In this section, we present detailed information on the Plan’s assets including:

- **Disclosure** of the Plan’s assets at June 30, 2014 and June 30, 2015;
- Statement of the **changes** in market values during the year;
- Development of the **actuarial value of assets**;
- An assessment of **investment performance**; and
- A projection of the Plan’s expected **cash flows** for the next ten years.

Market Value of Assets Disclosure

The market values of assets represent “snap-shot” or “cash-out” values that provide the principal basis for measuring financial performance from one year to the next. However, market values can fluctuate widely with swings in the marketplace, and as such are usually not suitable for budgeting and long-range planning.

Table II-1 below shows the market values as of June 30, 2014 and June 30, 2015, along with the changes between the two.

Table II-1 Changes in Market Values of Assets		
Market Value of Assets – June 30, 2014		\$ 252,458,300
<u>Additions</u>		
Member Contributions	\$ 4,979,800	
Employer Contributions	10,118,400	
Investment Returns	<u>9,393,000</u>	
Total Additions	\$ 24,491,200	
<u>Deductions</u>		
Benefit Payments	\$ 3,825,900	
Administrative Expenses	<u>168,000</u>	
Total Deductions	\$ 3,993,900	
Market Value of Assets – June 30, 2015		\$ 272,955,600

**DELAWARE COUNTY & MUNICIPAL POLICE/FIREFIGHTERS PENSION PLAN
ACTUARIAL VALUATION AS OF JUNE 30, 2015**

SECTION II – ASSETS

Actuarial Value of Assets

The actuarial value of assets represents a “smoothed” value developed by the actuary to reduce, or eliminate, erratic results that could develop from short-term fluctuations in the market value of assets. The actuarial value for this plan equals the expected actuarial value of assets, developed from the immediately prior valuation, plus 20% of the difference between the actual market value of assets and that expected actuarial value of assets at the valuation date. The table below illustrates the calculation of the actuarial value of assets as of June 30, 2015.

Table II-2 Development of Actuarial Value of Assets		
1.	Actuarial Value of Assets at June 30, 2014	\$ 240,743,500
2.	Amount in (1) with interest to June 30, 2015 at 7.20% per year	\$ 258,077,100
3.	Employer and member contributions for the Plan Year ended June 30, 2015	15,098,200
4.	Interest on contributions assuming payments made uniformly throughout the year to June 30, 2015 at 7.20% per year	543,500
5.	Disbursements from Trust except investment expenses, July 1, 2014 through June 30, 2015	3,993,900
6.	Interest on disbursements to June 30, 2015 at 7.20% per year	<u>143,800</u>
7.	Expected Actuarial Value of Assets at June 30, 2015 = (2) + (3) + (4) – (5) – (6)	\$ 269,581,100
8.	Actual Market Value of Assets at June 30, 2015	<u>\$ 272,955,600</u>
9.	Excess of (8) over (7)	<u>3,374,500</u>
10.	Actuarial Value of Assets at June 30, 2015 = (7) + 20% of (9)	\$ 270,256,000

**DELAWARE COUNTY & MUNICIPAL POLICE/FIREFIGHTERS PENSION PLAN
ACTUARIAL VALUATION AS OF JUNE 30, 2015**

SECTION II – ASSETS

Investment Performance

The market value of assets (MVA) returned 3.6% during 2015, which is less than the assumed 7.2% investment rate of return. The actuarial value of assets (AVA) returned 7.5% over this same year, reflecting the standard asset smoothing method being utilized by the Plan for the measurement of the actuarial value of assets. Since only 20% of the gain or loss from the performance of the Plan is typically recognized in a given year under the asset smoothing method, in periods of very good performance, the AVA can lag significantly behind the MVA, and in a period of negative returns, the AVA does not decline as rapidly as the MVA.

Projection of Cash Flows

Table II-3 Cash Flow Projections		
Year Beginning July 1,	Expected Benefit Payments	Expected Contributions*
2015	\$ 5,138,000	\$ 15,650,000
2016	6,166,000	16,061,000
2017	7,270,000	16,542,000
2018	8,557,000	17,039,000
2019	10,119,000	17,550,000
2020	11,961,000	18,076,000
2021	14,009,000	18,619,000
2022	16,259,000	19,177,000
2023	18,713,000	19,753,000
2024	21,415,000	20,345,000

* Expected contributions include participating employer contributions and member contributions. For illustration purposes, we have assumed the employer contribution rate will remain level from FYE 2017 and that payroll will increase at the actuarially assumed rate of 3.00% per year.

Expected benefit payments are projected for the closed group valued at June 30, 2015. Projecting any farther than ten years using a closed group would not yield reliable projections due to the omission of new hires in the benefit payments, compounded by their inclusion in the expected contributions.

**DELAWARE COUNTY & MUNICIPAL POLICE/FIREFIGHTERS PENSION PLAN
ACTUARIAL VALUATION AS OF JUNE 30, 2015**

SECTION III – LIABILITIES

In this section, we present detailed information on the Plan's liabilities including:

- **Disclosure** of the Plan's liabilities at June 30, 2014 and June 30, 2015; and
- Statement of **changes** in these liabilities during the year.

Disclosure

Three liability measurements are calculated and presented in this report. Each type is distinguished by the purpose, or purposes, for which they are used.

- **Present Value of Benefits (PVB):** Used for analyzing the financial outlook of plans, this represents the amount of money needed today to fund all future benefits and expenses of a plan, assuming current members continue to accrue benefits and there are no new entrants, and that all actuarial assumptions are met.
- **Actuarial Liability (AL):** Used for funding calculations and GASB disclosures, this liability is calculated by taking the present value of benefits (PVB) and subtracting the present value of future member contributions (PVFEEC) and the present value of future employer normal costs (PVFNC) under an acceptable actuarial funding method. This Plan uses the **Entry Age Normal** funding method.
- **Present Value of Accrued Benefits (PVAB):** Used for communicating the current level of liabilities, this liability represents the total amount of money needed today to fund the current accrued obligations of a plan, assuming no future accruals of benefits. These liabilities are also required for some accounting purposes (Topic No. 960) and are sometimes used as part of assessing whether a plan can meet its current benefit commitments. Note that this also assumes that all actuarial assumptions are met, including the assets earning 7.2% per year.

Note that none of the liability amounts disclosed in this report is appropriate for measuring a settlement of the plan's liabilities.

The following table discloses each of these liabilities for the current and immediately prior valuations. With respect to each disclosure, a subtraction of an appropriate value of plan assets yields, for each respective type, either a net surplus or an unfunded amount.

**DELAWARE COUNTY & MUNICIPAL POLICE/FIREFIGHTERS PENSION PLAN
ACTUARIAL VALUATION AS OF JUNE 30, 2015**

SECTION III – LIABILITIES

**Table III-1
Liabilities and Net (Surplus)/Unfunded Amount**

	June 30, 2014	June 30, 2015
<u>Present Value of Benefits</u>		
Active Member Benefits	\$ 337,390,600	\$ 364,844,200
Retiree, Beneficiary, Disabled, and Terminated Members Benefits	<u>40,314,800</u>	<u>51,056,200</u>
Present Value of Benefits (PVB)	\$ 377,705,400	\$ 415,900,400
Market Value of Assets (MVA)	\$ 252,458,300	\$ 272,955,600
Future Member Contributions	46,437,800	49,550,600
Future Employer Contributions	<u>78,809,300</u>	<u>93,394,200</u>
Total Resources	\$ 377,705,400	\$ 415,900,400
<u>Actuarial Liability</u>		
Present Value of Benefits (PVB)	\$ 377,705,400	\$ 415,900,400
Present Value of Future Normal Costs (PVFNC)	92,731,800	96,780,700
Present Value of Future Member Contributions (PVFEEC)	<u>46,437,800</u>	<u>49,550,600</u>
Actuarial Liability (AL=PVB-PVFNC-PVFEEC)	\$ 238,535,800	\$ 269,569,100
Actuarial Value of Assets (AVA)	<u>240,743,500</u>	<u>270,256,000</u>
Net (Surplus)/Unfunded (AL – AVA)	\$ (2,207,700)	\$ (686,900)
<u>Present Value of Accrued Benefits</u>		
Present Value of Benefits (PVB)	\$ 377,705,400	\$ 415,900,400
Present Value of Future Benefit Accruals (PVFBA)	<u>210,760,000</u>	<u>224,683,200</u>
Present Value of Accrued Benefits (PVAB=PVB-PVFBA)	\$ 166,945,400	\$ 191,217,200
Market Value of Assets (MVA)	\$ 252,458,300	\$ 272,955,600
Net (Surplus)/Unfunded PVAB (PVAB – MVA)	\$ (85,512,900)	\$ (81,738,400)

**DELAWARE COUNTY & MUNICIPAL POLICE/FIREFIGHTERS PENSION PLAN
ACTUARIAL VALUATION AS OF JUNE 30, 2015**

SECTION III – LIABILITIES

Changes in Liabilities

Each of the liabilities disclosed in the prior table are expected to change at each valuation. The components of that change, depending upon which liability is analyzed, can include:

- New entrants since the last valuation
- Benefits accrued since the last valuation
- Plan amendments increasing benefits
- Passage of time which adds interest to the prior liability
- Benefits paid to retirees since the last valuation
- Participants retiring, terminating, or dying at rates different than expected
- A change in actuarial assumptions
- A change in actuarial methods

Unfunded liabilities (or surpluses) will change because of all of the above as well as due to changes in plan assets resulting from:

- Employer contributions different than expected
- Investment earnings different than expected
- A change in the method used to measure plan assets

In each valuation, we report on those elements of change that are of particular significance, potentially affecting the long-term financial outlook of the Plan. Below, we present key changes in liabilities since the last valuation.

Table III-2 Liability Changes			
	Present Value of Benefits	Actuarial Liability	Present Value of Accrued Benefits
Liabilities June 30, 2014	\$ 377,705,400	\$ 238,535,800	\$ 166,945,400
Liabilities June 30, 2015	415,900,400	269,569,100	191,217,200
Liability Increase (Decrease)	38,195,000	31,033,300	24,271,800
Change Due to:			
Benefit Changes	318,900	318,900	318,900
Actuarial (Gain)/Loss	NC*	1,731,000	NC*
Benefits Accumulated and Other Sources	37,876,100	28,983,400	23,952,900

* NC = not calculated

**DELAWARE COUNTY & MUNICIPAL POLICE/FIREFIGHTERS PENSION PLAN
ACTUARIAL VALUATION AS OF JUNE 30, 2015**

SECTION III – LIABILITIES

Table III-3 below provides additional information about the liability measurements for funding purposes as of both the current and the immediately prior valuations.

Table III-3		
Actuarial Liabilities for Funding		
	June 30, 2014	June 30, 2015
1. Actuarial Liabilities		
Retiree, Beneficiary, Disabled, and		
Terminated Members Benefits	\$ 40,314,800	\$ 51,056,200
Active Members	<u>198,221,000</u>	<u>218,512,900</u>
Total Actuarial Liability	\$ 238,535,800	\$ 269,569,100
2. Actuarial Value of Assets	\$ 240,743,500	\$ 270,256,000
3. Unfunded Actuarial Liability (UAL)	\$ (2,207,700)	\$ (686,900)
4. Allocation of UAL		
Unpaid UAL from Participating		
Municipalities	<u>\$ 204,100</u>	<u>\$ 153,000</u>
5. Net Base for 10-Year UAL		
Amortization (3-4)	\$ (2,411,800)	\$ (839,900)

**DELAWARE COUNTY & MUNICIPAL POLICE/FIREFIGHTERS PENSION PLAN
ACTUARIAL VALUATION AS OF JUNE 30, 2015**

SECTION IV – CONTRIBUTIONS

In the process of evaluating the financial condition of any pension plan, the actuary analyzes the assets and liabilities to determine what level, if any, of contributions are needed to properly maintain the funding status of the plan. Typically, the actuarial process will use a funding technique that will result in a pattern of contributions that are both fairly stable and predictable.

For this Plan, the funding method employed is the **Entry Age Normal** actuarial funding method. Under this method, there are three components to the total contribution: the **normal cost contribution**, the **unfunded actuarial liability contribution** (UAL contribution), and the **administrative expense contribution**.

The normal cost contribution rate is determined in the following steps. First, for each active member an individual normal cost rate is determined by taking the value, as of entry age into the Plan, of that member’s projected future benefits and dividing it by the value, also at entry age, of the member’s expected future salary. Then, this total normal cost rate is reduced by the member contribution rate to produce the employer normal cost rate for each member. The employer normal cost rate times payroll for each active member equals the employer normal cost. The sum of the employer normal cost amounts for all active members is then divided by the covered payroll to produce the employer normal cost contribution rate.

The actuarial liability is that portion of the present value of projected benefits that will not be paid by future employer normal cost contributions or member contributions. The difference between this liability and the funds accumulated as of the same date is referred to as the unfunded actuarial liability (UAL).

The UAL contribution rate is calculated by amortizing this UAL, after subtracting payments due from municipalities paying for prior service, over an open 10-year period. All payments are determined assuming total pay increases by the annual inflation rate of 3.00%.

The assumed administrative expense rate is 0.25% of payroll. This rate, when applied to payroll, is intended to provide an allowance above the cost of funding the benefits to pay for the expense of operating the Plan.

The table below presents and compares the employer contribution rates for the Plan for this valuation and the immediately prior one.

Table IV-1 Employer Contribution Rate		
	June 30, 2014 Fiscal Year 2016	June 30, 2015 Fiscal Year 2017
Entry Age Normal Cost Rate	14.03%	13.71%
UAL Amortization Payment	(0.43%)	(0.19%)
Administrative Expense	<u>0.25%</u>	<u>0.25%</u>
Actuarially Determined Contribution	13.85%	13.77%

**DELAWARE COUNTY & MUNICIPAL POLICE/FIREFIGHTERS PENSION PLAN
ACTUARIAL VALUATION AS OF JUNE 30, 2015**

SECTION IV – CONTRIBUTIONS

Table IV-2 below provides additional detail about the development of the contribution rate for participating employers as well as the expected dollar amounts these rates will result in for FY 2017.

Table IV-2 Expected FY 2017 Employer Contributions		
	In Dollars	As % of Payroll
1. Present Value of Projected Benefits Attributable to:		
a. Total Normal Cost	\$ 15,544,400	20.71%
b. Expected Members Contribution	<u>5,254,000</u>	<u>7.00%</u>
c. Employer Paid Normal Cost (a) – (b)	\$ 10,290,400	13.71%
2. Amortization of Unfunded Liability	(142,700)	(0.19%)
3. Allowance for Administrative Expense	<u>187,600</u>	<u>0.25%</u>
4. Total Employer Actuarially Determined Contribution Rate (1) + (2) + (3)	\$ 10,335,300	13.77%

**DELAWARE COUNTY & MUNICIPAL POLICE/FIREFIGHTERS PENSION PLAN
ACTUARIAL VALUATION AS OF JUNE 30, 2015**

SECTION V – ACCOUNTING STATEMENT INFORMATION

ASC Topic No. 960 of the Financial Accounting Standards Board (FASB) requires plans subject to it to disclose certain information regarding its funded status. Statement No. 67 of the Governmental Accounting Standards Board (GASB) establishes standards for disclosure of pension information by public employee retirement systems (PERS) and governmental employers in notes to financial statements and supplementary information.

Disclosures based on FASB ASC Topic No. 960 provide a quasi “snap shot” view of how the Plan’s assets compare to its liabilities if contributions stopped and accrued benefit claims had to be satisfied. However, due to potential legal requirements and the possibility that alternative interest rates would have to be used to determine the liabilities, these values may not be a good indication of the amount of money it would take to buy the benefits for all members if the Plan were to terminate.

FASB ASC Topic No. 960 specifies that a comparison of the present value of accrued (accumulated) benefits with the market value of the assets as of the valuation date must be provided. The relevant amounts as of June 30, 2014 and June 30, 2015 are exhibited in Table V-1, which also includes a reconciliation of liabilities determined as of the prior valuation, July 1, 2014, to the liabilities as of June 30, 2015.

This valuation contains information reported in the June 30, 2015 Comprehensive Annual Financial Report (CAFR) of Delaware PERS under GASB Statement No. 67. Disclosures are based on the use of updated procedures to roll forward the 2014 valuation results. The calculation of Net Pension Liability in Table V-2 shows the amounts disclosed for the plan year June 30, 2015, based on the 2014 liability valuation, as well as a projection of the anticipated June 30, 2016 disclosures, based on 2015 liability valuations, assuming all actuarial assumptions are met over the coming year.

Tables V-3 through V-5 are exhibits to be used for the State’s CAFR. Table V-3 is the Note to Required Supplementary Information, Table V-4 is a history of gains and losses in accrued liability, and Table V-5 is the Solvency Test, which shows the portion of accrued liability covered by assets. The Government Finance Officers Association (GFOA) has named this exhibit the Solvency Test. None of the liabilities or assets shown are appropriate for settlement purposes. Furthermore, the Solvency Test does not accurately depict a Plan’s future financial condition but rather is a test developed by the GFOA to assess the level of funding that relies on the payroll for future hires to pay for the benefits that have already been accrued by the current population. This valuation does not contain any information reported based on the new GASB Statement No. 68 that will be effective for the plan sponsors beginning in its Fiscal Year 2015 CAFR.

**DELAWARE COUNTY & MUNICIPAL POLICE/FIREFIIGHTERS PENSION PLAN
ACTUARIAL VALUATION AS OF JUNE 30, 2015**

SECTION V – ACCOUNTING STATEMENT INFORMATION

**Table V-1
Accounting Statement Disclosure and
Reconciliation of Present Value of Accrued Benefits**

FASB ASC Topic No. 960 Basis	June 30, 2014	June 30, 2015
1. Present Value of Accrued Benefits		
a. Members Currently Receiving Payments	\$ 39,167,600	\$ 49,404,700
b. Former Vested Members	1,147,200	1,651,500
c. Active Members	<u>126,630,600</u>	<u>140,161,000</u>
2. Total Present Value of Accrued Benefits (1 (a) + 1(b) + 1(c))	\$ 166,945,400	\$ 191,217,200
3. Assets at Market Value	<u>252,458,300</u>	<u>272,955,600</u>
4. Unfunded Present Value of Accrued Benefits (2 – 3)	\$ (85,512,900)	\$ (81,738,400)
5. Ratio of Assets to Present Value of Benefits (3 / 2)	151.2%	142.7%
Reconciliation of Present Value of Accrued Benefits		
Actuarial Present Value of Accrued Benefits at June 30, 2014		\$ 166,945,400
Increase (Decrease) During Years Attributable to:		
Passage of Time		11,882,300
Benefit Paid – FY 2015		(3,825,900)
Benefit Changes		318,900
Benefits Accrued, Other Gains/Losses		<u>15,896,500</u>
Net Increase (Decrease)		24,271,800
Actuarial Present Value of Accrued Benefits at June 30, 2015		\$ 191,217,200

**DELAWARE COUNTY & MUNICIPAL POLICE/FIREFIIGHTERS PENSION PLAN
ACTUARIAL VALUATION AS OF JUNE 30, 2015**

SECTION V – ACCOUNTING STATEMENT INFORMATION

**Table V-2
GASB No. 67 Disclosures**

	June 30, 2015	Estimated June 30, 2016
<u>Total Pension Liability</u>		
Service cost	\$ 14,690,000	\$ 15,544,000
Interest	18,119,000	20,347,000
Changes in benefit terms	319,000	0
Differences between expected and actual experience	(3,309,000)	1,731,000
Changes in assumptions	0	0
Benefit payments, including refunds of member contributions	(3,826,000)	(5,138,000)
Net change in Total Pension Liability	\$ 25,993,000	\$ 32,484,000
Total Pension Liability - beginning	\$ 241,845,000	\$ 267,838,000
Total Pension Liability - ending (a)	\$ 267,838,000	\$ 300,322,000
<u>Plan Fiduciary Net Position</u> ¹		
Contributions - Employer	\$ 10,067,000	\$ 10,393,000
Contributions - Non-employer	0	0
Contributions - Member	4,980,000	5,257,000
Net investment income	9,393,000	20,029,000
Benefit payments, including refunds of member contributions	(3,826,000)	(5,138,000)
Administrative expenses	(168,000)	(187,000)
Net change in Plan Fiduciary Net Position	\$ 20,446,000	\$ 30,354,000
Plan Fiduciary Net Position - beginning	\$ 252,662,000	\$ 273,108,000
Plan Fiduciary Net Position - ending (b)	\$ 273,108,000	\$ 303,462,000
Plan Net Pension Liability (Asset) - ending [(a)-(b)]	\$ (5,270,000)	\$ (3,140,000)

¹ Does not agree with the market value of assets disclosed elsewhere in this report due to the treatment of receivable employer contribution.

Items printed in red will be replaced with actual amounts once known at the end of FY 2016.

**DELAWARE COUNTY & MUNICIPAL POLICE/FIREFIGHTERS PENSION PLAN
ACTUARIAL VALUATION AS OF JUNE 30, 2015**

SECTION V – ACCOUNTING STATEMENT INFORMATION

**Table V-3
Note to Required Supplementary Information**

The information presented in the required supplementary schedules was determined as part of the actuarial valuation at the date indicated. Additional information as of the latest actuarial valuation follows:

Valuation date	July 1, 2015
Actuarial cost method	Entry age
Amortization method	Percentage of pay - open
Amortization period	Ten years
Asset valuation method	5-Year smoothed market
Actuarial assumptions:	
Investment rate of return*	7.2%
Projected salary increases*	4.0%-11.5%
Cost-of-living adjustments	ad hoc
*Includes inflation at	3.00%

The actuarial assumptions used have been recommended by the actuary and adopted by the Plan’s Board of Trustees based on the most recent review of the Plan’s experience completed in 2011. The Board of Trustees further modified the investment rate of return and inflation assumptions for the 2014 Plan Year.

The rate of employer contributions to the Plan is composed of the normal cost, amortization of the unfunded actuarial liability and an allowance for administrative expenses. The normal cost is a level percent of payroll cost that, along with member contributions, will pay for projected benefits at retirement for each active plan member. The actuarial liability is that portion of the present value of projected benefits that will not be paid by future employer normal costs or member contributions. The difference between this liability and the funds accumulated as of the same date is the unfunded actuarial liability. The allowance for administrative expenses is based upon the Plan’s actual administrative expenses.

**DELAWARE COUNTY & MUNICIPAL POLICE/FIREFIIGHTERS PENSION PLAN
ACTUARIAL VALUATION AS OF JUNE 30, 2015**

SECTION V – ACCOUNTING STATEMENT INFORMATION

**Table V-4
Analysis of Financial Experience
Gain and Loss in Accrued Liability During Years Ended June 30
Resulting from Differences Between Assumed Experience and Actual Experience**

Type of Activity	<i>Gain (or Loss) for Year ending June 30, (expressed in thousands)</i>					
	2010	2011	2012	2013	2014	2015
Investment Income on Actuarial Assets	\$ (3,528)	\$ 846	\$ (1,150)	\$ 163	\$ 4,184	\$ 675
Combined Liability Experience	1,407	420	(3,898)	10,625	3,309	(1,731)
(Loss)/Gain During Year from Financial Experience	\$ (2,121)	\$ 1,276	\$ (5,048)	\$ 10,788	\$ 7,493	\$ (1,056)
Non-Recurring Items	0	2,502	0	(5,179)	(2,595)	(319)
Composite Gain (or Loss) During Year	\$ (2,121)	\$ 3,778	\$ (5,048)	\$ 5,609	\$ 4,898	\$ (1,375)

**Table V-5
Solvency Test
Aggregate Accrued Liabilities for**

Valuation Date June 30,	(expressed in thousands)				Portion of Accrued Liabilities Covered by Reported Assets		
	Active Member Contributions (1)	Retirees & Beneficiaries (2)	Active Member State Financed Contributions (3)	Actuarial Value of Reported Assets			
2015	\$ 53,346	\$ 49,405	\$ 166,818	\$ 270,256	100%	100%	100%
2014	48,597	39,168	150,771	240,744	100	100	101
2013	42,945	31,217	133,578	203,832	100	100	97
2012	38,013	28,007	120,881	179,816	100	100	94
2011	33,031	22,870	104,249	157,394	100	100	97
2010	28,585	18,613	94,232	135,684	100	100	94

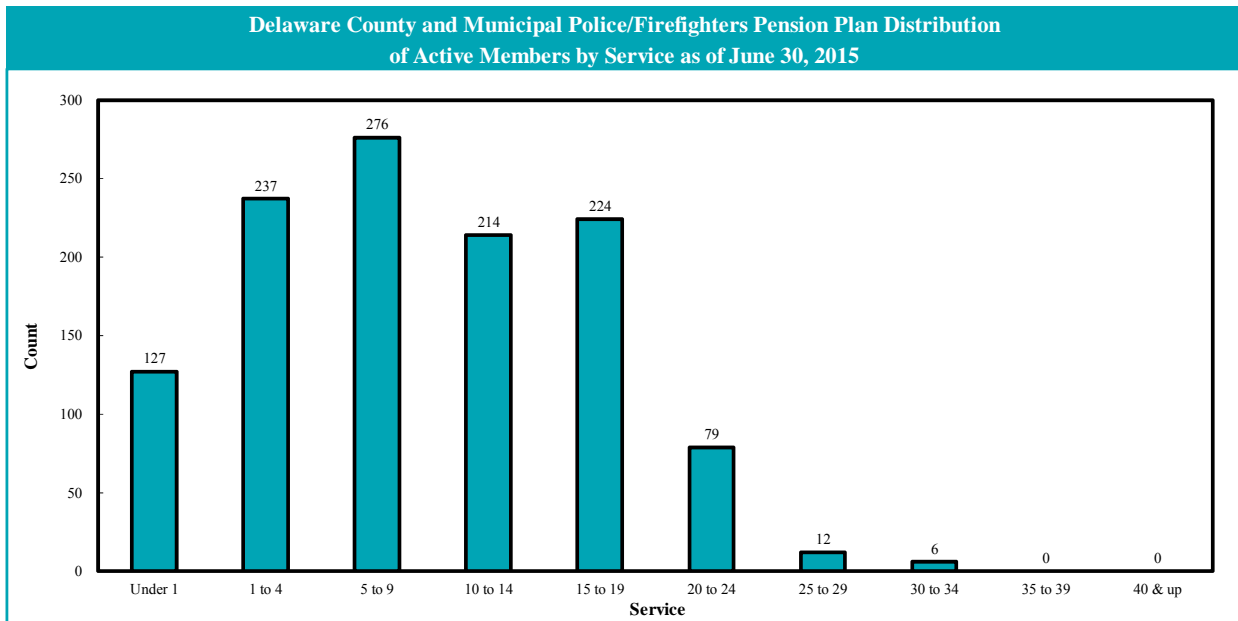
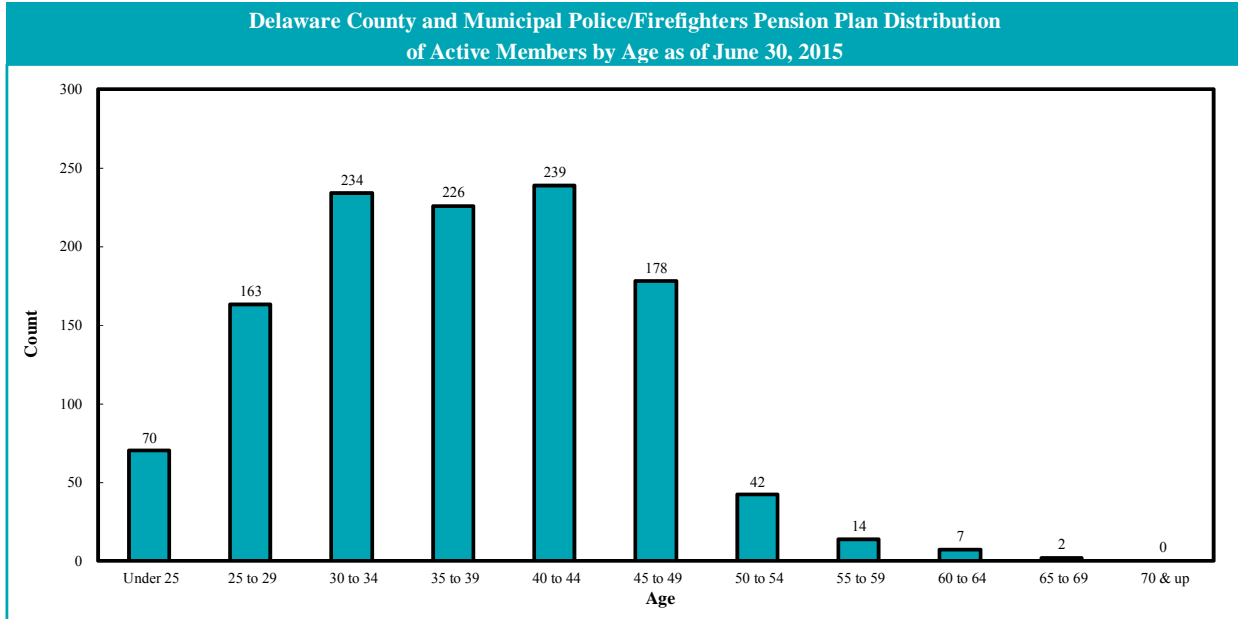
**DELAWARE COUNTY & MUNICIPAL POLICE/FIREFIGHTERS PENSION PLAN
ACTUARIAL VALUATION AS OF JUNE 30, 2015**

APPENDIX A – MEMBERSHIP INFORMATION

Delaware County and Municipal Police/Firefighters Pension Plan Distribution of Active Members by Age and Service as of June 30, 2015												
Counts By Age/Service												
Age	Service										Total	
	Under 1	1 to 4	5 to 9	10 to 14	15 to 19	20 to 24	25 to 29	30 to 34	35 to 39	40 & up		
Under 25	48	22	0	0	0	0	0	0	0	0	0	70
25 to 29	38	109	16	0	0	0	0	0	0	0	0	163
30 to 34	20	58	129	27	0	0	0	0	0	0	0	234
35 to 39	15	25	70	87	29	0	0	0	0	0	0	226
40 to 44	4	13	35	56	112	19	0	0	0	0	0	239
45 to 49	1	7	18	36	69	42	5	0	0	0	0	178
50 to 54	1	2	3	5	12	13	6	0	0	0	0	42
55 to 59	0	0	3	2	1	5	1	2	0	0	0	14
60 to 64	0	1	2	1	1	0	0	2	0	0	0	7
65 to 69	0	0	0	0	0	0	0	2	0	0	0	2
70 & up	0	0	0	0	0	0	0	0	0	0	0	0
Total	127	237	276	214	224	79	12	6	0	0	0	1,175

**DELAWARE COUNTY & MUNICIPAL POLICE/FIREFIIGHTERS PENSION PLAN
ACTUARIAL VALUATION AS OF JUNE 30, 2015**

APPENDIX A – MEMBERSHIP INFORMATION



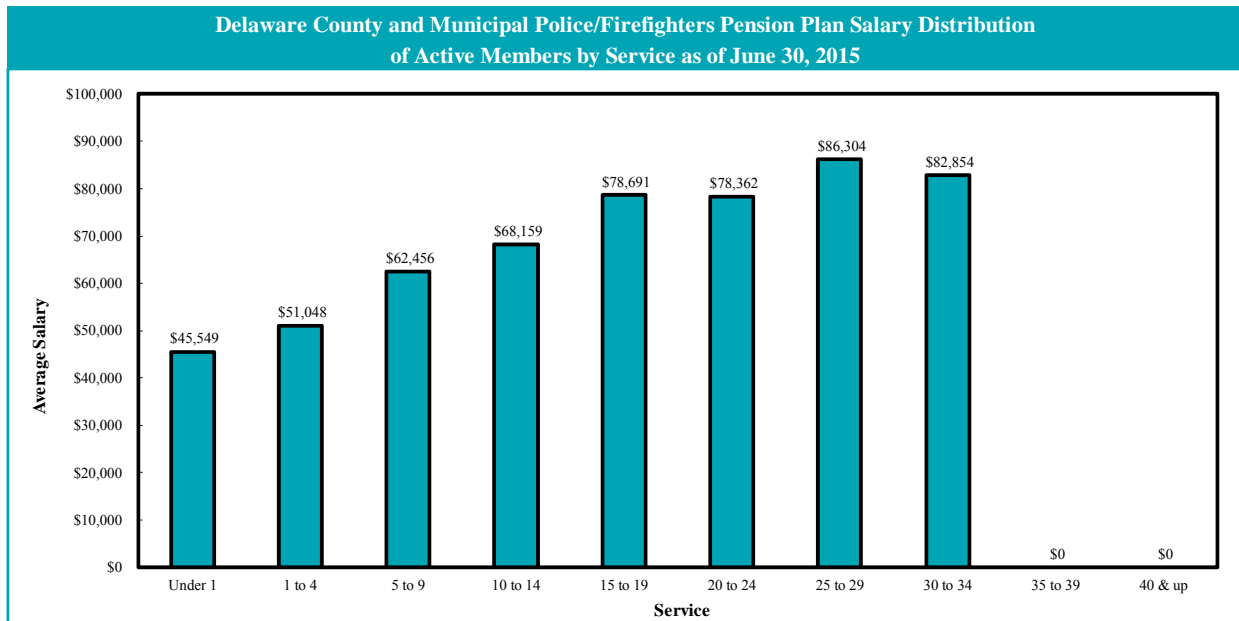
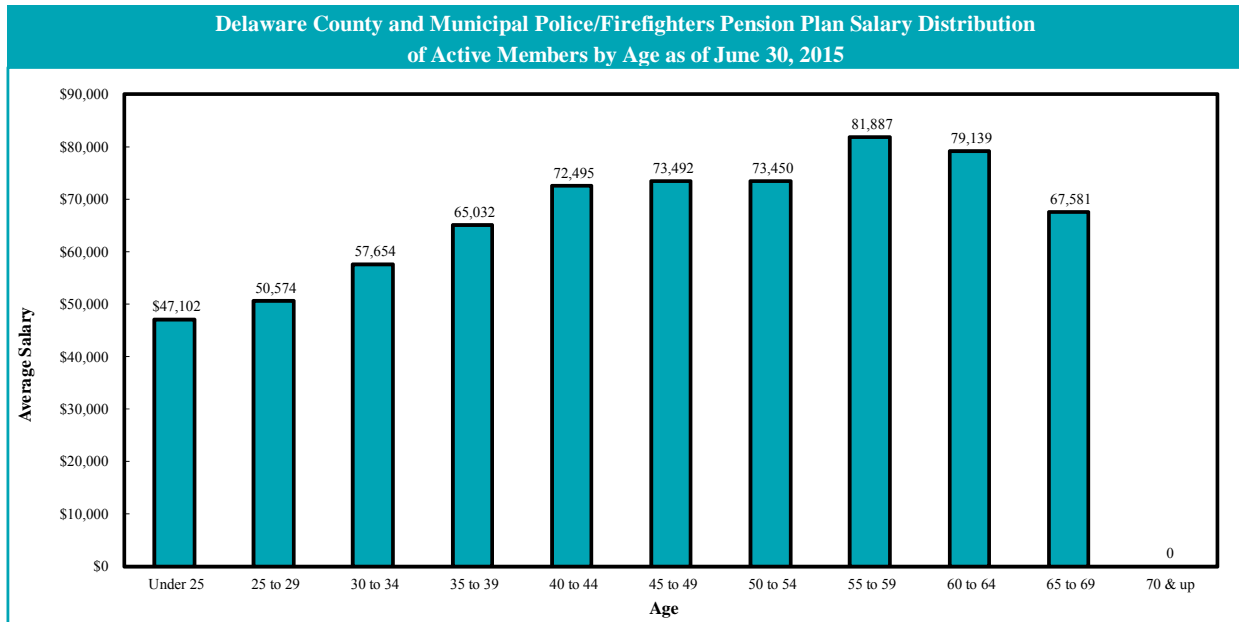
**DELAWARE COUNTY & MUNICIPAL POLICE/FIREFIGHTERS PENSION PLAN
ACTUARIAL VALUATION AS OF JUNE 30, 2015**

APPENDIX A – MEMBERSHIP INFORMATION

Delaware County and Municipal Police/Firefighters Pension Plan Salary Distribution of Active Members by Age and Service as of June 30, 2015												
Average Salary by Age/Service												
Age	Service										Total	
	Under 1	1 to 4	5 to 9	10 to 14	15 to 19	20 to 24	25 to 29	30 to 34	35 to 39	40 & up		
Under 25	\$ 45,610	\$ 50,358	\$ 0	\$ 0	\$ 0	\$ 0	\$ 0	\$ 0	\$ 0	\$ 0	\$ 0	\$ 47,102
25 to 29	45,384	50,988	60,081	0	0	0	0	0	0	0	0	50,574
30 to 34	45,471	51,228	61,477	62,214	0	0	0	0	0	0	0	57,654
35 to 39	45,216	50,774	63,542	69,023	79,200	0	0	0	0	0	0	65,032
40 to 44	42,275	47,415	64,344	68,614	79,795	79,438	0	0	0	0	0	72,495
45 to 49	38,788	53,441	61,547	69,715	77,153	77,549	94,102	0	0	0	0	73,492
50 to 54	75,279	54,623	64,923	60,606	75,297	78,237	80,323	0	0	0	0	73,450
55 to 59	0	0	82,330	82,425	69,297	81,429	83,205	87,463	0	0	0	81,887
60 to 64	0	92,541	48,254	81,318	96,570	0	0	93,518	0	0	0	79,139
65 to 69	0	0	0	0	0	0	0	67,581	0	0	0	67,581
70 & up	0	0	0	0	0	0	0	0	0	0	0	0
Total	\$ 45,549	\$ 51,048	\$ 62,456	\$ 68,159	\$ 78,691	\$ 78,362	\$ 86,304	\$ 82,854	\$ 0	\$ 0	\$ 0	\$ 63,879

**DELAWARE COUNTY & MUNICIPAL POLICE/FIREFIIGHTERS PENSION PLAN
ACTUARIAL VALUATION AS OF JUNE 30, 2015**

APPENDIX A – MEMBERSHIP INFORMATION



**DELAWARE COUNTY & MUNICIPAL POLICE/FIREFIGHTERS PENSION PLAN
ACTUARIAL VALUATION AS OF JUNE 30, 2015**

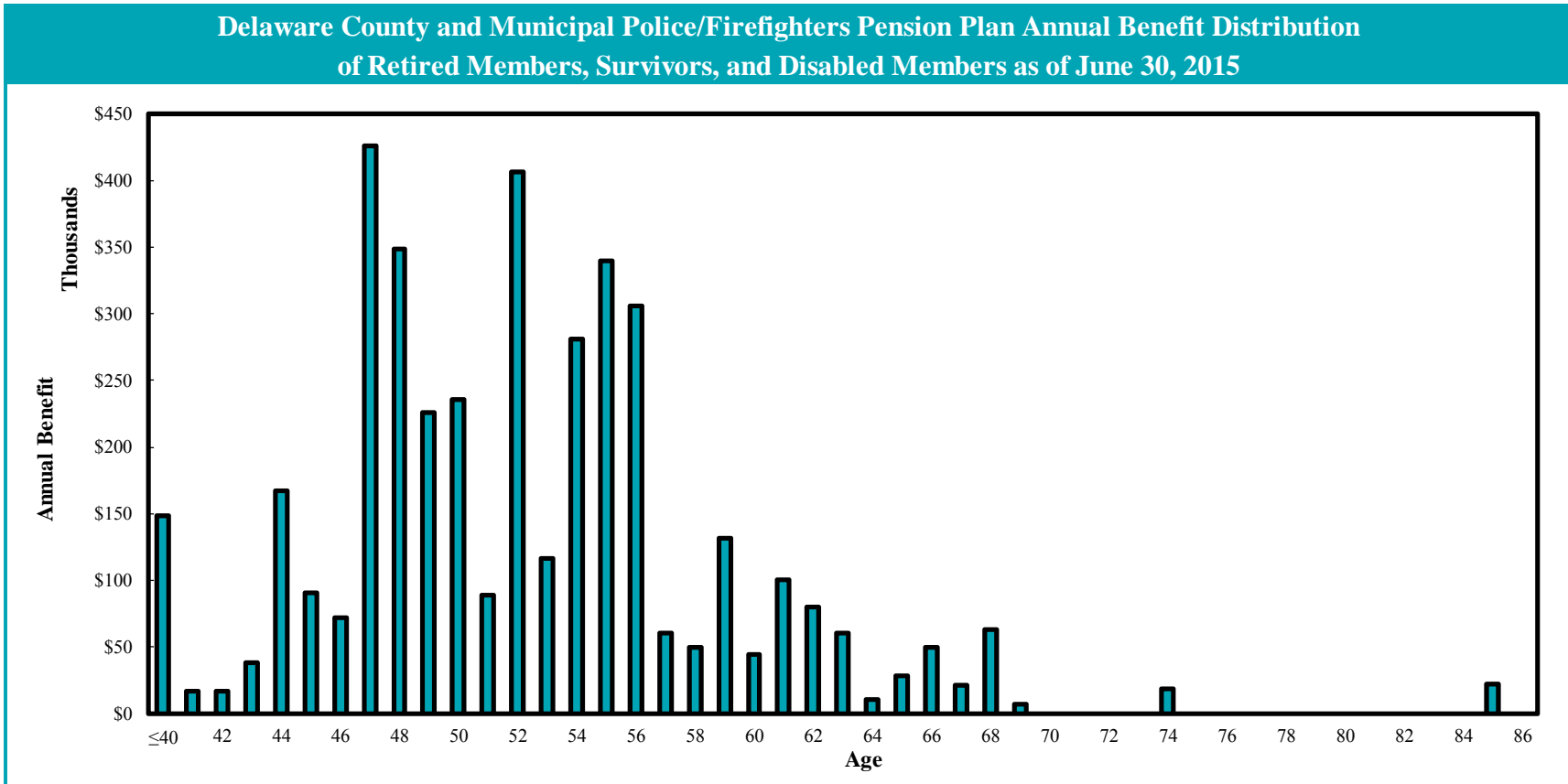
APPENDIX A – MEMBERSHIP INFORMATION

**Delaware County and Municipal Police/Firefighters Pension Plan Annual Benefit
of Retired Members, Survivors, and Disabled Members as of June 30, 2015**

Age	Count	Annual Benefit	Age	Count	Annual Benefit
<25	3	\$ 40,276	73	0	\$ -
25	0	-	74	2	18,897
26	0	-	75	0	-
27	0	-	76	0	-
28	0	-	77	0	-
29	0	-	78	0	-
30	0	-	79	0	-
31	0	-	80	0	-
32	0	-	81	0	-
33	0	-	82	0	-
34	0	-	83	0	-
35	0	-	84	0	-
36	1	26,010	85	1	22,474
37	1	29,527	86	0	-
38	1	15,855	87	0	-
39	0	-	88	0	-
40	1	37,045	89	0	-
41	1	17,359	90	0	-
42	1	16,917	91	0	-
43	1	38,041	92	0	-
44	5	166,846	93	0	-
45	2	91,177	94	0	-
46	2	71,816	95	0	-
47	11	425,891	96	0	-
48	10	348,781	97	0	-
49	6	226,232	98	0	-
50	7	235,576	99	0	-
51	3	89,166	100	0	-
52	10	406,692	101	0	-
53	4	116,213	102	0	-
54	6	280,936	103	0	-
55	9	339,645	104	0	-
56	6	305,489	105	0	-
57	2	60,443	106	0	-
58	3	50,244	107	0	-
59	3	131,241	108	0	-
60	1	44,094	109	0	-
61	4	100,540	110	0	-
62	4	79,799	111	0	-
63	4	60,204	112	0	-
64	1	10,483	113	0	-
65	1	28,756	114	0	-
66	2	49,527	115	0	-
67	2	21,148	116	0	-
68	3	63,505	117	0	-
69	1	7,641	118	0	-
70	0	-	119	0	-
71	0	-	120	0	-
72	0	-			
			Totals	125	\$ 4,074,486

DELAWARE COUNTY & MUNICIPAL POLICE/FIREFIGHTERS PENSION PLAN
ACTUARIAL VALUATION AS OF JUNE 30, 2015

APPENDIX A – MEMBERSHIP INFORMATION



**DELAWARE COUNTY & MUNICIPAL POLICE/FIREFIGHTERS PENSION PLAN
ACTUARIAL VALUATION AS OF JUNE 30, 2015**

APPENDIX A – MEMBERSHIP INFORMATION

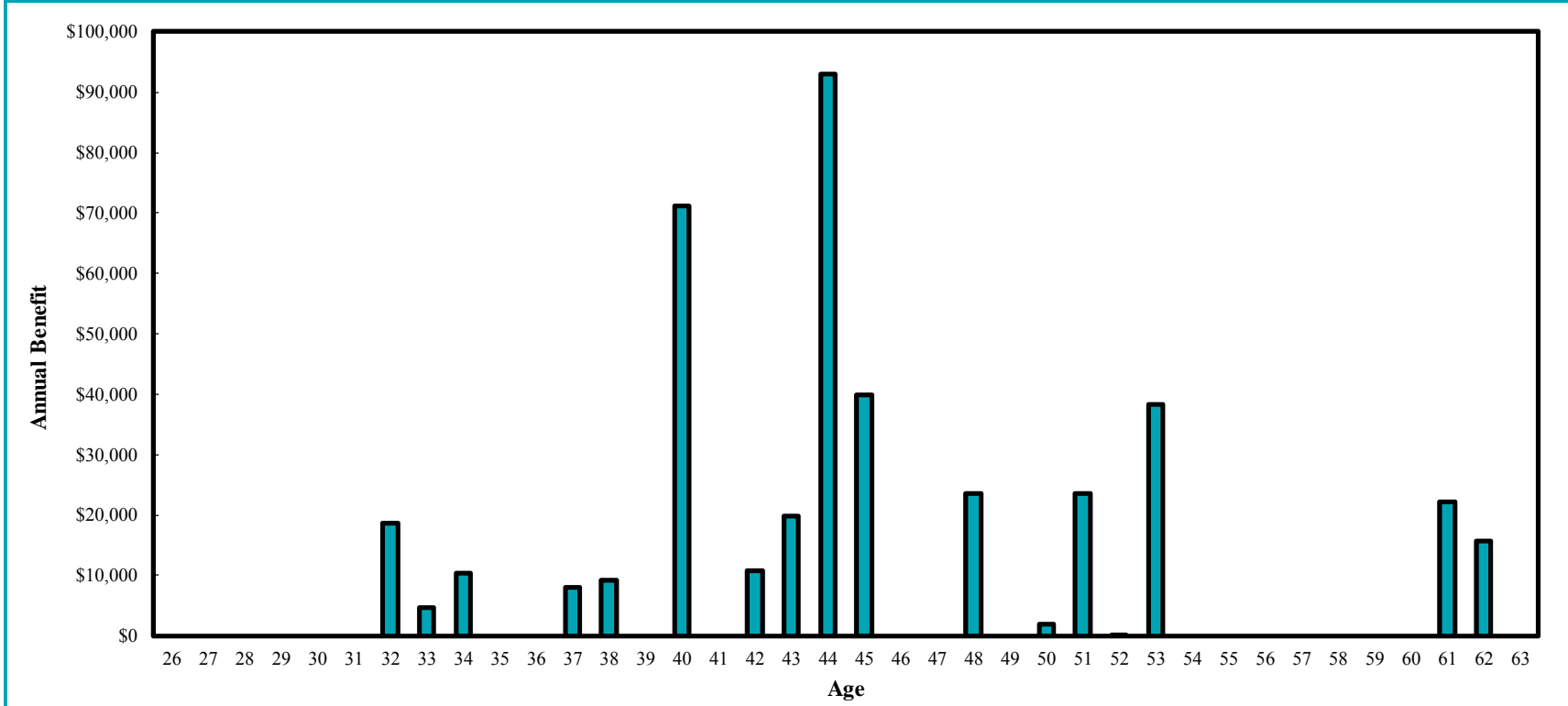
**Delaware County and Municipal Police/Firefighters Pension Plan Annual
Benefit Distribution of Vested Members as of June 30, 2015**

Age	Count	Annual Benefit	Age	Count	Annual Benefit
<25	0	\$ -	73	0	\$ -
25	0	-	74	0	-
26	0	-	75	0	-
27	0	-	76	0	-
28	0	-	77	0	-
29	0	-	78	0	-
30	0	-	79	0	-
31	0	-	80	0	-
32	2	18,587	81	0	-
33	1	4,602	82	0	-
34	1	10,400	83	0	-
35	0	-	84	0	-
36	0	-	85	0	-
37	1	8,108	86	0	-
38	1	9,129	87	0	-
39	0	-	88	0	-
40	3	71,111	89	0	-
41	0	-	90	0	-
42	2	10,691	91	0	-
43	1	19,864	92	0	-
44	7	92,914	93	0	-
45	3	39,862	94	0	-
46	0	-	95	0	-
47	0	-	96	0	-
48	2	23,477	97	0	-
49	0	-	98	0	-
50	1	1,951	99	0	-
51	1	23,578	100	0	-
52	1	187	101	0	-
53	2	38,312	102	0	-
54	0	-	103	0	-
55	0	-	104	0	-
56	0	-	105	0	-
57	0	-	106	0	-
58	0	-	107	0	-
59	0	-	108	0	-
60	0	-	109	0	-
61	2	22,119	110	0	-
62	1	15,719	111	0	-
63	0	-	112	0	-
64	0	-	113	0	-
65	0	-	114	0	-
66	0	-	115	0	-
67	0	-	116	0	-
68	0	-	117	0	-
69	0	-	118	0	-
70	0	-	119	0	-
71	0	-	120	0	-
72	0	-			
			Totals	32	\$ 410,608

DELAWARE COUNTY & MUNICIPAL POLICE/FIREFIGHTERS PENSION PLAN
ACTUARIAL VALUATION AS OF JUNE 30, 2015

APPENDIX A – MEMBERSHIP INFORMATION

Delaware County and Municipal Police/Firefighters Pension Plan Annual
Benefit Distribution of Vested Members as of June 30, 2015



APPENDIX B – ACTUARIAL ASSUMPTIONS AND METHODS

A. Long-Term Assumptions Used to Determine Plan Costs and Liabilities

1. Demographic Assumptions

a. Healthy Active and Inactive Mortality

Mortality Improvements Projected to 2015 (Projection Scale AA)

Male: RP-2000 Combined Mortality Table

Female: RP-2000 Combined Mortality Table

Rates of Healthy Active and Inactive Mortality Rates (With Projection Scale AA)		
Age	Male	Female
20	0.03%	0.02%
25	0.03	0.02
30	0.04	0.02
35	0.07	0.04
40	0.10	0.06
45	0.12	0.09
50	0.16	0.13
55	0.27	0.24
60	0.53	0.47
65	1.03	0.90
70	1.77	1.55
75	3.06	2.49
80	5.54	4.13
85	9.97	7.08
90	17.27	12.59

Mortality table was set in conjunction with the 2011 experience study to include a static projection to 2015. The System is embarking on a new experience study in 2016 which will determine whether the margin for future mortality improvements remains and to propose revised tables.

**DELAWARE COUNTY & MUNICIPAL POLICE/FIREFIGHTERS PENSION PLAN
ACTUARIAL VALUATION AS OF JUNE 30, 2015**

APPENDIX B – ACTUARIAL ASSUMPTIONS AND METHODS

b. Disabled Inactive Mortality

2011 PBGC Disabled Mortality Tables, 50% Social Security Disabled / 50% Non-Social Security Disabled.

Rates of Disabled Inactive Mortality		
Age	Male	Female
40	1.97%	1.06%
45	2.22	1.24
50	2.51	1.47
55	2.88	1.79
60	3.33	2.21
65	3.91	2.77
70	4.78	3.38
75	6.39	4.54
80	8.93	6.46

c. Rates of Active Disability

Rates of Active Disability	
Age	Rate
20	0.02%
25	0.02
30	0.07
35	0.10
40	0.39
45	0.78
50	1.10
55	1.50

1/3 of disabilities are partial and 2/3 are total.

1/3 of disabilities are duty-related and 2/3 are non-duty related.

**DELAWARE COUNTY & MUNICIPAL POLICE/FIREFIGHTERS PENSION PLAN
ACTUARIAL VALUATION AS OF JUNE 30, 2015**

APPENDIX B – ACTUARIAL ASSUMPTIONS AND METHODS

d. Termination of Employment (Prior to Normal Retirement Eligibility)

10-year Select & Ultimate tables (service-based). Table applies until eligibility for retirement is reached.

Service	
Select:	Rate
0-2	6.50%
3	5.00
4	4.00
5	3.50
6	3.00
7	2.50
8	2.00
9	1.50
Ultimate	0.50

e. Retirement

Normal Retirement: 1-year Select & Ultimate (age-based) upon attaining the earlier of:

- i. Completion of 20 years of credited service, or
- ii. Attainment of age 62 with ten years of credited service, or
- iii. When age plus service equals or exceeds 75 with a minimum of 10 years of credited service.

Normal Retirement		
Age	Select	Ultimate
<37	17.00%	0.00%
37-49	17.00	11.00
50-54	17.00	13.50
55-59	17.00	75.00
60+	17.00	100.00

**DELAWARE COUNTY & MUNICIPAL POLICE/FIREFIGHTERS PENSION PLAN
ACTUARIAL VALUATION AS OF JUNE 30, 2015**

APPENDIX B – ACTUARIAL ASSUMPTIONS AND METHODS

f. Salary Increase

10-year service-based table includes an annual inflation rate of 3.00%.

Service	Increase
0	11.48%
1	9.48
2	7.49
3	5.99
4	5.74
5	5.74
6	5.49
7	5.24
8	5.00
9	4.75
10 or more	4.03

g. Family Composition

Female spouses are assumed to be three years younger than males.

80% are assumed married for both male and female employees.

Actual marital characteristics are used for pensioners.

Dependent children eligible for survivor benefits are assumed to have their benefits cease at age 20.

2. Economic Assumptions

- a. Investment Rate of Return: 7.20%
- b. General Wage Increase Rate: 3.00%
- c. Annual Cost-of-Living Increase Rate for Retirees: 0.00%
- d. Total Payroll Increase Rate (for Amortization): 3.00%
- e. Administrative Expenses as a Percentage of Covered Payroll: 0.25%

3. Rationale for Assumptions

The assumptions were adopted by the Board of Trustees as a result of the latest experience study review performed in 2011 and covering the period July 1, 2005 through June 30, 2010.

The Board continually reviews the investment return assumption and adopted a reduced rate of 7.20% effective with the 2014 valuation, at the advice of its investment consultant.

4. Changes Since Last Valuation

None.

APPENDIX B – ACTUARIAL ASSUMPTIONS AND METHODS

B. Actuarial Methods

1. Funding Method

The Entry Age Normal funding method is used to determine costs. Under this funding method, a normal cost rate is determined as a level percent of pay for each active member. The normal cost rate times payroll equals the normal cost for each active member. The normal cost plus member contributions will pay for projected benefits at retirement for each active plan participant.

The actuarial liability is that portion of the present value of projected benefits that will not be paid by future employer normal costs or member contributions. The difference between this liability and funds accumulated as of the same date is referred to as the unfunded actuarial liability.

The portion of the actuarial liability in excess of plan assets is amortized to develop an additional cost or savings that is added to each year's employer normal cost. Under this cost method, actuarial gains and losses are directly reflected in the size of the unfunded actuarial liability.

The portion of unfunded liability, after subtracting payments due from municipalities paying for prior service, is amortized over a rolling ten-year period as a percentage of payroll. All payments are determined assuming total payroll increases by the annual inflation rate. Use of a rolling amortization period means that the UAL amount is never anticipated to be fully paid off. This method was chosen to provide more level contributions over time.

2. Actuarial Value of Assets

For purposes of determining the employer contribution rate to the Plan, we use an actuarial value of assets. The asset smoothing method dampens the volatility in asset values that could occur because of fluctuations in market conditions. Use of an asset smoothing method is consistent with the long-term nature of the actuarial valuation process.

The actuarial value of assets is a weighted average giving 20% weight to the current market value and 80% weight to the prior year's actuarial value increased by expected interest and contributions and decreased by benefit payments and expenses. This is mathematically equivalent to recognizing 100% of the actuarially assumed interest rate, plus contributions, less payment each year, and 20% of the portion of each year's returns that have not already been reflected in asset values.

3. Changes Since Last Valuation and Rationale for Change

None.

**DELAWARE COUNTY & MUNICIPAL POLICE/FIREFIGHTERS PENSION PLAN
ACTUARIAL VALUATION AS OF JUNE 30, 2015**

APPENDIX C – SUMMARY OF PLAN PROVISIONS

1. Membership

The Plan covers an individual who is employed on a full-time basis as a police officer by a county or municipality in Delaware, an individual who is employed on a full-time basis as a uniformed firefighter by the City of Wilmington, or an individual employed on a full-time basis as a uniformed paramedic by a county in Delaware.

2. Member Contributions

7% of compensation.

Interest is credited at the rate of 5% per year.

Member contributions are made through an “employer pick-up” arrangement which results in deferral of taxes on the contributions.

3. Credited Service

All service as a member plus certain claimed and purchased service.

4. Final Average Compensation

Final Average Compensation is the average over the highest 36 consecutive months (or shorter period of total service).

5. Normal Retirement

Eligibility: (i) age 62 with five years of credited service, or (ii) any age with 20 years of credited service, or (iii) ten years of credited service when age plus service equals 75.

Benefit: 2.5% of final average compensation for each year of credited service, up to 20 years, plus 3.5% of final average compensation for each year of credited service over 20 years.

APPENDIX C – SUMMARY OF PLAN PROVISIONS

6. Duty-Connected Disability Benefit

Eligibility: Disabled in the performance of his or her duties.

Benefit: If member is totally disabled: 75% of final average compensation at the time disability commenced plus 10% for each eligible dependent not to exceed 100%.

If member is partially disabled: the normal retirement benefit based on credited service at date of disability that is not less than 50% of final average compensation at the time disability commences.

7. Ordinary Disability

Eligibility: Five years of credited service.

Benefit: If member is totally disabled: the normal retirement benefit based on credited service at date of disability that is not less than 50% of the final average compensation at the time of disability plus 5% for each eligible dependent to a maximum of 70%.

If member is partially disabled: the normal retirement benefit based on credited service at the date of disability that is not less than 30% of final average compensation at the time of retirement.

8. Survivor's Benefit

Eligibility: Death while active.

Benefit: For eligible survivors of employees who die in active service: 50% of salary, payable to the primary survivor.

Eligible survivors include: (1) widow or widower, or (2) child or children under 18, or between 18 and 22 and attending school on a full-time basis, or over 18 and permanently disabled before 18, or (3) dependent parent or parents.

**DELAWARE COUNTY & MUNICIPAL POLICE/FIREFIGHTERS PENSION PLAN
ACTUARIAL VALUATION AS OF JUNE 30, 2015**

APPENDIX C – SUMMARY OF PLAN PROVISIONS

9. Vesting

Eligibility: Five years of credited service.

Benefit: Normal retirement benefit payable at age 62 based on final average compensation and service at date of termination. In lieu of a pension, a member may receive a refund of accumulated contributions with interest. Upon application for a refund of contributions, a member's vested right to a monthly benefit shall be forfeited.

10. Withdrawal

Eligibility: Not eligible for other benefits.

Benefit: Accumulated employee contributions with interest.

11. Form of Payment

The normal form of payment is a 50% joint and survivor annuity.

As an alternative to the normal form, a member may elect one of the following optional forms of payment upon service retirement or disability:

- 66 2/3% joint and survivor form with a 2% reduction in benefits;
- 75% joint and survivor form with a 3% reduction in benefits; or
- 100% joint and survivor form with a 6% reduction in benefits.

The 66 2/3% and 100% options are only available for retirement on or after January 1, 2015.

12. Cost-of-Living Adjustments

Cost-of-living adjustments are made on an ad hoc basis.

13. Changes Since Last Valuation

A Post-Retirement Increase (PRI) was granted effective January 1, 2015 to those retired prior to July 1, 2013 in the amount of 1%.